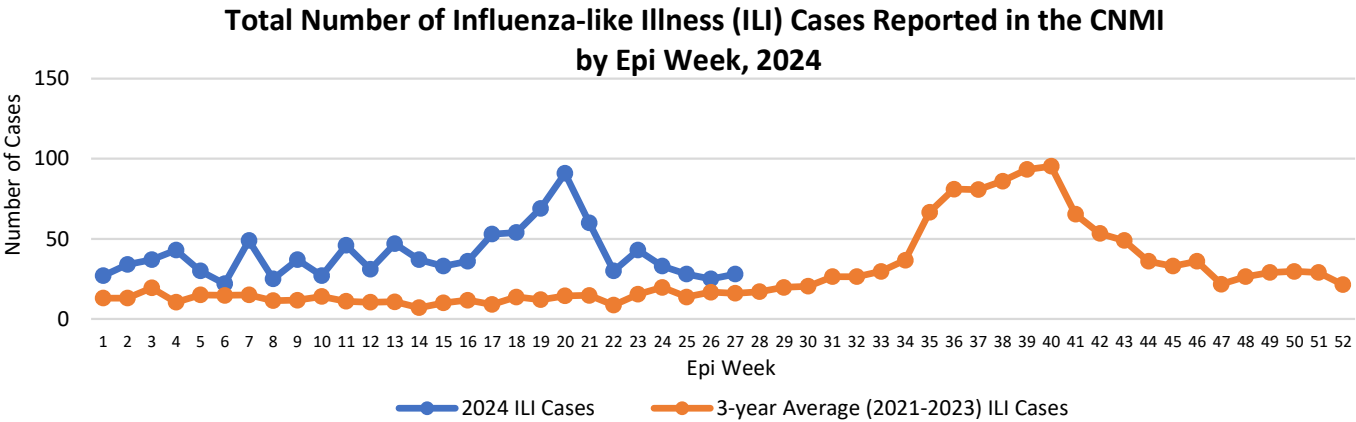


### CNMI Weekly Syndromic Surveillance Report

EPI WEEK 27			EPI WEEK DATE: June 30 – July 06, 2024							
Clinic	Influenza-Like-Illness (ILI)		Diarrhea (DIA)		Prolonged Fever (PF)		Acute Fever and Rash (AFR)		Total Encounters	
	Last week	Current week	Last week	Current week	Last week	Current week	Last week	Current week	Last week	Current week
CHCC Family Care Clinic	0	0	0	1	1	0	0	0	266	224
CHCC Women's Clinic	0	0	0	0	0	0	0	0	113	69
CHCC Children's Clinic	6	5	1	1	6	3	0	0	203	180
CHCC Emergency Room	15	17	4	4	8	4	0	0	413	378
Kagman Isla Community Health	1	0	0	0	0	0	0	0	137	100
Tinian Isla Community Health	0	0	0	0	0	0	0	0	57	47
Southern Isla Community Health	1	3	0	0	0	0	0	0	121	67
CHCC Tinian Health Center	2	2	0	1	0	3	0	0	98	86
CHCC Rota Health Center	0	1	2	1	0	0	0	0	29	48
	25	28	7	8	15	10	0	0	1437	1199

KEY TAKEAWAYS

- **17% Decrease** in **Total Encounters** from the last Epi Week to the current Epi Week.
- **2% Decrease** in **Influenza Like Illness cases** were seen this Epi Week (#27) compared to the average of the previous 3 Epi Weeks (#26, 25, & 24).
- **41% Decrease** in **Prolonged Fever** cases were seen this Epi Week (#27) compared to the average of the previous 3 Epi Weeks (#26, 25, & 24).
  - 3 Influenza cases: 3 Flu A
  - 17 COVID-19 cases



ALERTS AND TRENDS

ILI: Increase from previous week

PF: Decrease from previous week

AFR: Stable from previous week

DIA: Increase from previous week

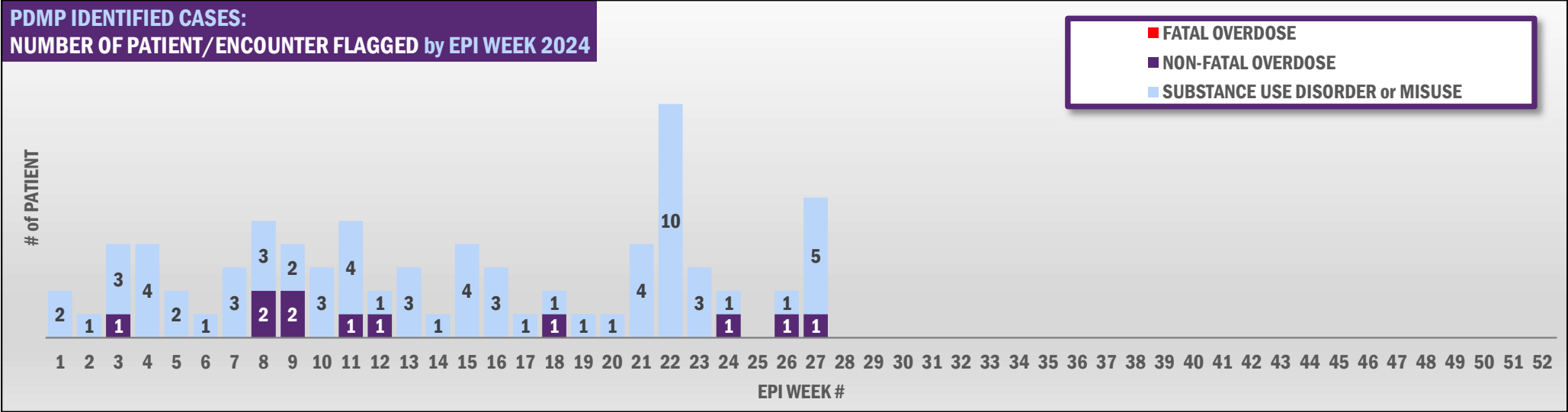
Syndromes	Epi Week				% Change from current week to previous 3 weeks	COVID Hospitalizations	
	27	26	25	24		Date Range	Totals
Acute Fever and Rash	0	0	0	0	0%	June 30 – July 06, 2024	0
Prolonged fever	10	15	19	17	-41%	June 23 – June 29, 2024	1
Influenza-like illness	28	25	28	33	-2%	11/09/2021 – 07/06/2024	328
Diarrhea	8	7	10	10	-11%		

CNMI Weekly Prescription Drug Monitoring Program (PDMP) Report

EPI WEEK 27 | EPI WEEK DATE: JUNE 30 – JULY 06, 2024

WEEKLY CASE COUNTS											
POLYSUBSTANCE		OPIOID			STIMULANT			BENZODIAZEPINE			OTHER SUBSTANCE
OVERDOSE	MISUSE	OVERDOSE	OUD	MISUSE	OVERDOSE	StUD	MISUSE	OVERDOSE	BUD	MISUSE	OVERDOSE
0	1	0	0	0	0	0	5	1	0	0	0

NOTE: The encounters have been monitored since 2020. Some individuals might be involved in multiple cases or flagged multiple times for the same type of encounter in a single EPI week. The overdose Surveillance has expanded to include Stimulant and Polysubstance cases in 2021, Benzodiazepine cases in 2022. The Polysubstance cases are also counted under respective categories. Prior cases of any overdose related encounters might be duplicated under Other Substance Overdose category. Other Substance category analysis is solely depending on indications from the providers' notes. The substances reported are not verified by NDC number or DEA substance database.



CASE: DEFINITION	
OVERDOSE	Injury to the body (poisoning) that happens when a drug is taken in excessive amounts. An overdose can be fatal or nonfatal, accidental or intentional.
POLY-SUBSTANCE	The use of more than one drug, also known as polysubstance use, is common. This includes when two or more are taken together or within a short time period, either intentionally or unintentionally. Intentional polysubstance use occurs when a person takes a drug to increase or decrease the effects of a different drug or wants to experience the effects of the combination. Unintentional polysubstance use occurs when a person takes drugs that have been mixed or cut with other substances, like fentanyl, without their knowledge. Whether intentional or not, mixing drugs is never safe because the effects from combining drugs may be stronger and more unpredictable than one drug alone, and even deadly. *For overdose Surveillance, Poly-Substance Use only includes encounters associated with Opioids, Stimulants, and/or Benzodiazepines.
MISUSE	The use of illegal drugs and/or the use of prescription drugs in a manner other than as directed by a doctor, such as use in greater amounts, more often, or longer than told to take a drug or using someone else's prescription.
OPIOID USE DISORDER	A problematic pattern of opioid, stimulant, or benzodiazepine uses that lead to serious impairment or distress. Diagnosing OUD/SUD/BUD requires a thorough evaluation, which may include obtaining the results of urine drug testing and prescription drug monitoring program (PDMP) reports, when OUD/SUD/BUD is suspected. A diagnosis is based on specific criteria such as unsuccessful efforts to cut down or control use, or use resulting in social problems and a failure to fulfill obligations at work, school, or home, among other criteria.
STIMULANT USE DISORDER	
BENZODIAZEPINE USE DISORDER	
SUSPECTED MISUSE	Any encounters that possibly leading to the above descriptions with such providers' comments as "requesting prescription refills (at emergency department)", "drug-seeking behavior", and "frequent ER visitor for the same complaint for chronic pain and requesting 'stronger' medication". Also, cases where providers indicate there is possibility for misuse on the EHR system or when patients inform that they took Oxycodone (for example) and no PDMP data to support the patients' statement.

SENTINEL SITES

**Commonwealth Healthcare Corporation (CHCC)**  
ER - Emergency Room, PCAP - Primary Care Access Point,  
CC - Children's Clinic, FCC - Family Care Clinic, WC - Women's Clinic,  
THC - Tinian Health Clinic, RHC - Rota Health Center

**Private Clinic**  
KICH - Kagman Isla Community Health,  
TICH - Tinian Isla Community Health,  
SICH - Southern Isla Community Health

### CNMI Weekly Notifiable Disease Report

EPI WEEK 27

EPI WEEK DATE: June 30 – July 06, 2024

In the table below, weekly and year to date counts are displayed for Epi Week 27 and 2024, respectively. Additionally, a 3-year weekly average is calculated for the same Epi Week from the previous 3 years (2021-2023) for comparison to the current week. Incidence rates are calculated for 2023 and 2024 using the estimated population for the CNMI from the U.S. Census Bureau.

Condition	Epi Week 27	2024 YTD	3-year weekly average counts	2024 YTD Incidence Rates*	2023 Incidence Rates*
<b>Enteric</b>					
Campylobacter	0	8	0	15.6	58.3
Ciguatera fish poisoning	0	2	0	3.9	3.9
Salmonella	0	9	1	17.5	58.3
<b>Environmental</b>					
Elevated Blood Lead Levels	0	4	0	7.8	7.8
<b>Sexually Transmitted</b>					
Chlamydia	5	126	3	245.6	444.9
Gonorrhea	0	17	0	33.1	73.8
Syphilis	0	1	0	1.9	3.9
<b>Respiratory</b>					
COVID-19	17	409	76	797.3	1896.1
Post-Vaccine	13	296	13	577.1	1400.7
<b>Tuberculosis</b>					
TB, Confirmed	0	6	0	3.9	42.7
TB, Under Investigation	1	-	-	9.7	-

\*Rate per 100,000; Data are preliminary and subject to change. CNMI population estimates were determined using 2023 Census International Database  
 “ Post Vaccine “ indicates a subset of COVID -19 cases post the recommended initial 2-series vaccine.  
[https://www.census.gov/data-tools/demo/idb/#/country?YR\\_ANIM=2021&COUNTRY\\_YR\\_ANIM=2021&FIPS\\_SINGLE=CO](https://www.census.gov/data-tools/demo/idb/#/country?YR_ANIM=2021&COUNTRY_YR_ANIM=2021&FIPS_SINGLE=CO)



# Commonwealth Healthcare Corporation

Commonwealth of the Northern Mariana Islands



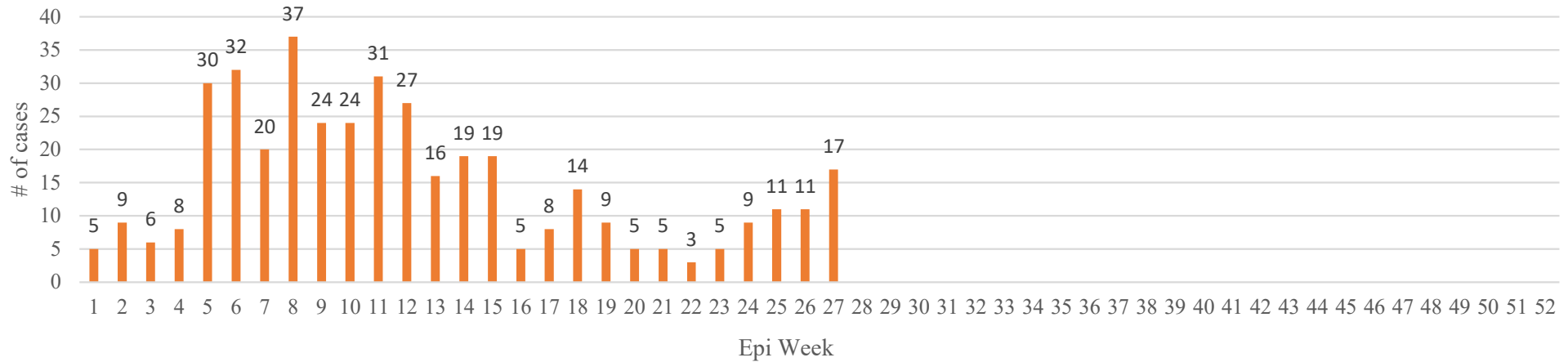
## CNMI Weekly COVID-19 Surveillance Report

EPI WEEK 27

EPI WEEK DATE: June 30 – July 06, 2024

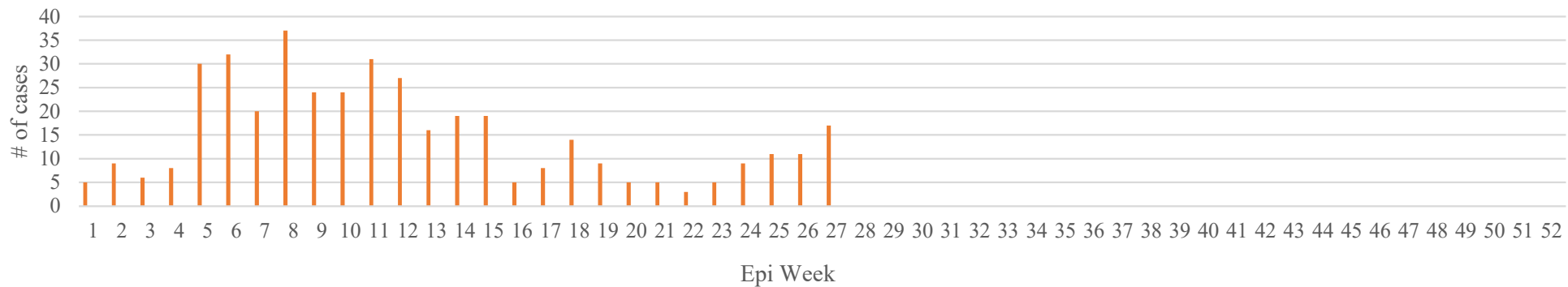
For additional COVID-19 data, please visit this link: <https://chcc.datadriven.health/ui/99/dashboard/cbaeede2-4f75-11eb-b380-0242ac1d004a>

### Covid-19 Cases Reported, December 31, 2023 – July 06, 2024



### Covid-19 Diagnoses Source, December 31, 2023 – July 06, 2024

CHCC CBT CT Travel



\*Data are preliminary and subject to change.



### CNMI Weekly Health & Vital Statistics Report

REPORTING PERIOD: EPI YEAR 2024 as of EPI WEEK 27

The statistics on births, deaths, and causes of deaths in this report are derived from birth and death registrations processed daily at the Health and Vital Statistics Office.

<ul style="list-style-type: none"><li>• <b>Number of births:</b> 9(250)</li><li>• <b>Average:</b> 9(per week)</li><li>• <b>Infections present and/or treated during pregnancy:</b><ul style="list-style-type: none"><li>○ Chlamydia: 0(12)</li><li>○ Gonorrhea: 0(0)</li><li>○ Syphilis: 0(0)</li><li>○ Hepatitis B: 0(3)</li><li>○ Hepatitis C: 0(0)</li><li>○ COVID-19: 0(0)</li></ul></li><li>• <b>Substance use during pregnancy:</b><ul style="list-style-type: none"><li>○ Cigarette smoking: 0(5)</li><li>○ Betelnut chewing: 3(43)</li><li>○ Betelnut chewing + tobacco: 3(39)</li><li>○ Alcohol use: 0(1)</li><li>○ Drug use: (Cannabis, Crystal meth-Ice, Opioid, Others, etc.) 0(8)</li><li>○ E-Cigarette use: 0(2)<ul style="list-style-type: none"><li>▪ 3 months before pregnancy 0(0)</li><li>▪ During pregnancy 0(2)</li></ul></li></ul></li></ul> <p><b>Note:</b> On 10-8-2023, E-Cigarette use is added to HVSO Birth Medical Certificate Form.</p> <ul style="list-style-type: none"><li>• <b>Maternal risk factors in pregnancy:</b><ul style="list-style-type: none"><li>○ Pre-pregnancy DM: 0(7)</li><li>○ Gestational DM: 0(33)</li><li>○ Pre-pregnancy HTN: 0(8)</li><li>○ Gestational HTN: 1(16)</li></ul></li><li>• <b>Infant risk factors (Low survival births)</b><ul style="list-style-type: none"><li>○ Birth weight &lt; 1500 grams: 1(1)</li><li>○ Birth weight &lt; 2500 grams: 0(8)</li><li>○ Gestation age &lt; 37 weeks: 1(15)</li></ul></li></ul>	<ul style="list-style-type: none"><li>• <b>Number of deaths:</b> 3(130)</li><li>• <b>Average:</b> 5(per week)</li><li>• <b>Number of deaths who received COVID-19 vaccine:</b><table><tr><th>Age range:</th><th>&lt; 5</th><th>≥ 5</th><th>12-17</th><th>18 &amp; over</th></tr><tr><td>Nº of death</td><td>0(0)</td><td>0(0)</td><td>0(3)</td><td>3(127)</td></tr><tr><td>Nº Vaccinated</td><td>0(0)</td><td>0(0)</td><td>0(3)</td><td>2(104)</td></tr><tr><td>% Vaccinated</td><td>0%</td><td>0%</td><td>100%</td><td>82%</td></tr></table></li><li>• <b>Mortality Surveillance:</b> 3(130)<ul style="list-style-type: none"><li>○ Non-communicable diseases: 2(87)<ul style="list-style-type: none"><li>▪ Cancer related deaths 0(24)</li><li>▪ Tobacco related deaths 0(10)</li></ul></li><li>○ COVID-19 related deaths: 0(1)<ul style="list-style-type: none"><li>▪ COVID-19 other contributing conditions<sup>1</sup> 0(1)</li></ul></li><li>○ Fetal Deaths<sup>2</sup>: 0(5)</li><li>○ Infant Deaths: 0(0)</li><li>○ Children (aged 1 - 4 years) Deaths: 0(0)</li><li>○ Maternal Deaths: 0(0)</li><li>○ <b>Accident or Injury Related Deaths<sup>3</sup>:</b> 0(8)<ul style="list-style-type: none"><li>▪ Drowning: 0(3)</li><li>▪ Suicide: 0(2)</li><li>▪ Homicide: 0(3)</li><li>▪ Traffic fatality: 0(0)</li><li>▪ Drug and/or opioid overdose: 0(0)</li><li>▪ Poisoning: 0(0)</li></ul></li></ul></li></ul>	Age range:	< 5	≥ 5	12-17	18 & over	Nº of death	0(0)	0(0)	0(3)	3(127)	Nº Vaccinated	0(0)	0(0)	0(3)	2(104)	% Vaccinated	0%	0%	100%	82%
Age range:	< 5	≥ 5	12-17	18 & over																	
Nº of death	0(0)	0(0)	0(3)	3(127)																	
Nº Vaccinated	0(0)	0(0)	0(3)	2(104)																	
% Vaccinated	0%	0%	100%	82%																	

<sup>1</sup> Other significant condition contributing to death but NOT resulting in the underlying cause.<sup>2</sup> Fetal deaths = Fetus weighed ≥ 350 grams, or fetal demise > 20 weeks of completed gestation.  
<sup>3</sup> Accident or Injury related deaths = Manner of death beyond Natural Causes: accidental deaths (traffic and drowning), suicide, drug overdose, and poisoning.  
Data source: Electronic Vital Registration System (EVRS)



# Commonwealth Healthcare Corporation

## Commonwealth of the Northern Mariana Islands

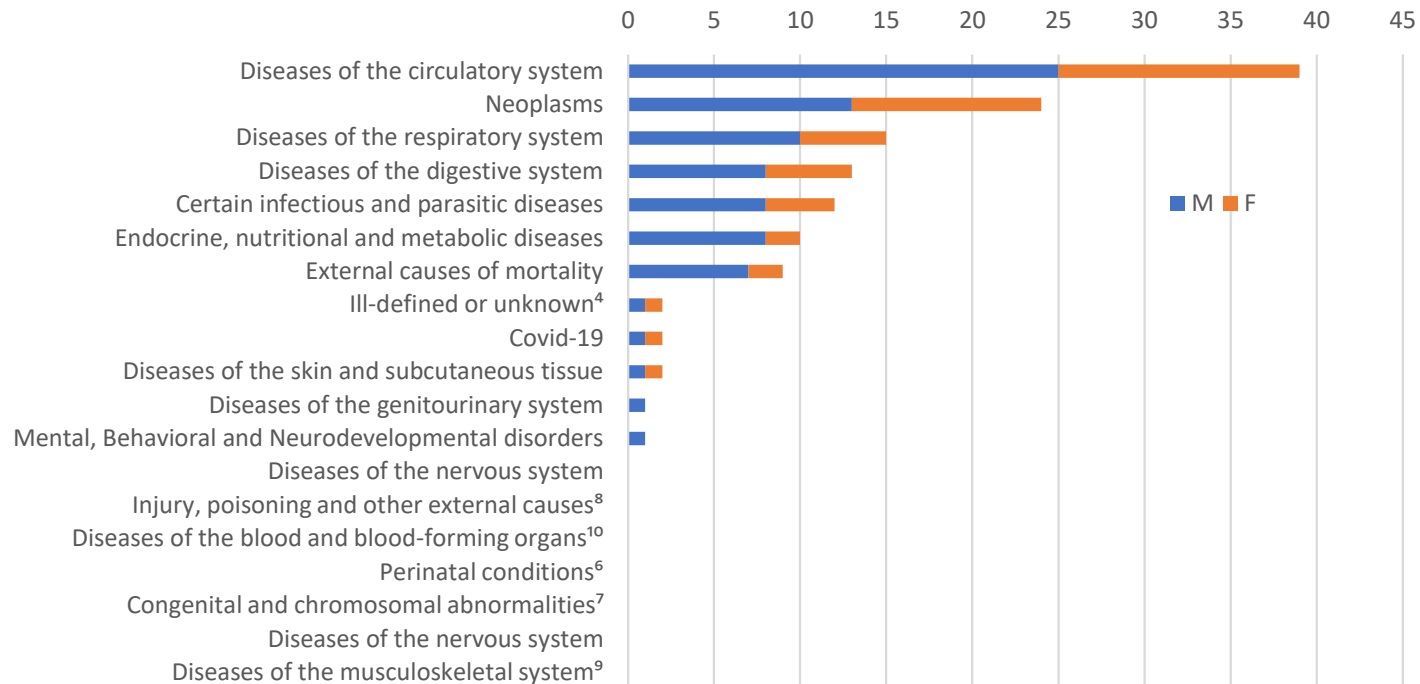


### CNMI Weekly Health & Vital Statistics Report

REPORTING PERIOD: EPI YEAR 2024 as of EPI WEEK 27

The statistics on births, deaths, and causes of deaths in this report are derived from birth and death registrations processed daily at the Health and Vital Statistics Office.

Disease-specific causes of death by sex, December 31, 2023 - July 06, 2024



<sup>4</sup>Symptoms, signs and abnormal clinical and laboratory findings, not elsewhere classified; <sup>5</sup> Mental, Behavioral and Neurodevelopmental disorders; <sup>6</sup>Certain conditions originating in the perinatal period; <sup>7</sup>Congenital malformations, deformations and chromosomal abnormalities; <sup>8</sup>Injury, poisoning and certain other consequences of external causes; <sup>9</sup>Diseases of the musculoskeletal system and connective tissue; <sup>10</sup>Diseases of the blood and blood-forming organs and certain disorders involving the immune mechanism

### Vital events reported, December 31, 2023 - July 06, 2024

